



Rehab Bariatric RAM Adjustable Bariatric Non-Tilt Wheelchair

Date _____ Account # _____
 Company _____
 Account Contact _____
 Bill to Address _____
 City _____ ST _____ Zip _____
 Tel _____ Fax _____
 Email: _____

PO # _____
 Ship to _____
 Ship to Attention _____
 Ship to Address _____
 City _____ ST _____ Zip _____
 Tel _____ Fax _____
 Comments _____

STANDARD FEATURES

- Heavy duty frame and parts (750 lbs Weight Capacity)
- 90° - 130° of adjustable static recline in 10° increments
- 15"-19" seat depth adjustment in 1" increments
- 16"-19" frame width built in adjustment in 1/2" increments
- 15"-19" seat to floor height adjustment in 1" increments
- 17"-27" push handle height adjustment (maintain floor to handle height)
- 8" of forward to wheel base adjustment
- 5 year warranty on all Gunnell designed products
- 90 day warranty on all padding

K0007 **BASE PRICE**\$2,925.00
 K0108 **BR-HDP EXTRA HEAVY DUTY PACKAGE**.....\$800.00

FRAME OPTIONS

CLASSIC COLOR N/C


<input type="checkbox"/> Gloss Black	<input type="checkbox"/> Graphite Black	<input type="checkbox"/> Black Wrinkle	<input type="checkbox"/> Lime Green
<input type="checkbox"/> Forest Green	<input type="checkbox"/> Cornflower Blue	<input type="checkbox"/> Baby Blue	<input type="checkbox"/> Midnight Blue
<input type="checkbox"/> Tangerine	<input type="checkbox"/> Ruby Red	<input type="checkbox"/> Traffic Red	<input type="checkbox"/> Maroon
<input type="checkbox"/> Sunny Yellow	<input type="checkbox"/> Bubblegum Pink	<input type="checkbox"/> Raspberry	<input type="checkbox"/> Blue Violet
<input type="checkbox"/> Signal Violet	<input type="checkbox"/> Sky White	<input type="checkbox"/> Grey Smoke	<input type="checkbox"/> Misty Grey

FASHION COLOR\$260.00


<input type="checkbox"/> Candy Blue	<input type="checkbox"/> Candy Purple	<input type="checkbox"/> Candy Red	<input type="checkbox"/> Sparkle Orange
<input type="checkbox"/> Glitter Blue	<input type="checkbox"/> Glitter Silver	<input type="checkbox"/> Glitter Gold	<input type="checkbox"/> Black Stardust
<input type="checkbox"/> Silver Vein			

SPECTRUM COLOR\$60.00
 Additional more than 200 colors available. Please go to
www.gunnell-inc.com/PDF/ColorFlyer.pdf to choose.

FRAME WIDTH\$400.00


	<input type="checkbox"/> 21"	<input type="checkbox"/> 22"	<input type="checkbox"/> 23"	<input type="checkbox"/> 24"	
	E2202	<input type="checkbox"/> BR-W2025	25"\$500.00	
	E2202	<input type="checkbox"/> BR-W2026	26"\$500.00	
	E2202	<input type="checkbox"/> BR-W2027	27"\$500.00	
	K0108	<input type="checkbox"/> BR-W2028	28"\$800.00	
	K0108	<input type="checkbox"/> BR-W2029	29"\$800.00	
	K0108	<input type="checkbox"/> BR-W2030	30"\$1000.00	
	K0108	<input type="checkbox"/> BR-W2031	31"\$1000.00	

SEAT DEPTHN/C

	<input type="checkbox"/> 15"	<input type="checkbox"/> 16"	<input type="checkbox"/> 17"	<input type="checkbox"/> 18"	<input type="checkbox"/> 19"	
	E2203	<input type="checkbox"/> BR-D2020	20"\$500.00		
	E2203	<input type="checkbox"/> BR-D2021	21"\$500.00		
	E2204	<input type="checkbox"/> BR-D2022	22"\$850.00		
	E2204	<input type="checkbox"/> BR-D2023	23"\$850.00		
	E2204	<input type="checkbox"/> BR-D2024	24"\$850.00		
	E2204	<input type="checkbox"/> BR-D2025	25"\$850.00		
	E2231	<input type="checkbox"/> SEAT PAN	\$100.00		


BACK CANE HEIGHTN/C

(Cane Height is Measured from the Top of the Seat Rail)

	<input type="checkbox"/> 17"	<input type="checkbox"/> 18"	<input type="checkbox"/> 19"	<input type="checkbox"/> 20"	<input type="checkbox"/> 21"	<input type="checkbox"/> 22"	<input type="checkbox"/> 23"	<input type="checkbox"/> 24"
	<input type="checkbox"/> 25"	<input type="checkbox"/> 26"	<input type="checkbox"/> 27"					

K0108 BR-AASH Height & Angle Adjustable Stroller Handle.....\$595.00

RECLINE TYPE

 BR-SR Static Recline 90° - 130°N/C
 Recline Angle Position
 90° 100° 110° 120° 130°

E1226 BR-75R Dynamic Recline 90° - 180°.....\$945.00

CASTER OPTIONS

BR-515X15 5 1/2" X 1 1/2" Composite Casters.....\$79.00
 E2214 BR-6X2SPN 6" X 2" Semi-pneumatic Casters.....\$89.00
 E2214 BR-8X2SPN 8" X 2" Semi-pneumatic Casters.....\$89.00
 E1015 BR-FL Shock Absorbing Casters.....\$900.00

DISC BRAKE OR WHEEL LOCK OPTIONS

BR-WL Wheel Locks.....N/C
 E0961 BR-574 Wheel Lock Extension Handles.....\$69.00/each
 Disc Brakes (caregiver operated disc brakes)

E2228 BR-DB12 Disc Brakes with 12" Rear Wheels.....\$975.00
 E2228 BR-DB20 Disc Brakes with 20" Rear Wheels\$975.00
 E2228 BR-DB24 Disc Brakes with 24" Rear Wheels.....\$975.00

WHEEL OPTIONS

AXLES

BR-SA Standard Axles.....N/C
 K0108 BR-QRA Quick Release Axles (only with Wheel Locks).....\$89.00


WHEELS

BR-FWD Reverse Wheel Drive (Rear Wheels in Front).....N/C
 E2228 BR-12 12" Rear Pneumatic Wheels.....N/C
 E2228 BR-20 20" Rear Composite Wheels.....\$325.00
 E2228 BR-24 24" Rear Composite Wheels.....\$345.00
 E2211 BR-PN Pneumatic Tire.....\$85.00
 E2213 BR-FF Pneumatic Flat Free.....\$89.00

WHEEL POSITION N/C

Forward Middle Back

SEAT TO FLOOR HEIGHTN/C

	<input type="checkbox"/> 12"	<input type="checkbox"/> 13"	<input type="checkbox"/> 14"	<input type="checkbox"/> 15"	<input type="checkbox"/> 16"	<input type="checkbox"/> 17"	<input type="checkbox"/> 18"
	<input type="checkbox"/> 19"	<input type="checkbox"/> 20"	<input type="checkbox"/> 21"	<input type="checkbox"/> 22"	<input type="checkbox"/> 23"	<input type="checkbox"/> 24"	

Seat to Floor Height Ranges

		Casters			
		5 1/2 x 1 1/2 (BT-515X115)	6 x 2 (BT-6X2PN OR BT-6X2SPN)	8 x 2 (BT-8X2PN OR BT-8X2SPN)	
Rear Wheel Drive	Rear	12" Wheels (BT-12)	12" - 24"	13" - 24"	15" - 24"
		20" Wheels (BT-20)	14" - 24"	14" - 24"	15" - 24"
		24" Wheels (BT-24)	16" - 24"	16" - 24"	16" - 24"
Reverse Wheel Drive	Rear	12" Wheels (BT-12)	12" - 24"	13" - 24"	15" - 24"
		20" Wheels (BT-20)	14" - 24"	14" - 24"	15" - 24"
		24" Wheels (BT-24)	16" - 24"	16" - 24"	16" - 24"

Tel: 800-551-0055 Fax: 800-794-5483 www.gunnell-inc.com

Specifications and prices are subject to change without notice.

info@gunnell-inc.com Revised Feb 2021

Rehab Bariatric RAM Adjustable Bariatric Non-Tilt Wheelchair

ARMREST OPTIONS (pair)

E0973	<input type="checkbox"/> BR-730	Desk Arms off Uprights	N/C
E0973	<input type="checkbox"/> BR-705	T-Arms Full Length Height Adjustable.....	\$278.00
E0973	<input type="checkbox"/> BR-727	T-Arms Desk Length Height Adjustable.....	\$298.00
E0973	<input type="checkbox"/> BR-705DP	Dual Post Full Length Height Adjustable.....	\$298.00
E0973	<input type="checkbox"/> BR-727DP	Dual Post Desk Length Height Adjustable.....	\$298.00
E0973	<input type="checkbox"/> BR-735	Height & Depth Adjustable Flip up Arms off Uprights	
		<input type="checkbox"/> Full Length.....	\$298.00
		<input type="checkbox"/> Desk Length.....	\$298.00
E0973	<input type="checkbox"/> BR-745	Angle Adjustable Flip up Arms off Uprights, Height and Depth Adjustable	
		<input type="checkbox"/> Full Length.....	\$298.00
		<input type="checkbox"/> Desk Length.....	\$298.00
E0973	<input type="checkbox"/> BR-755	Dynamic Cantilever Armrests.....	\$278.00
K0108	<input type="checkbox"/> BR-DPP	Durable Plastic Pads.....	\$66.00
K0108	<input type="checkbox"/> BR-441	Gel Pads.....	\$369.00

ARMREST HEIGHT OFF SEAT RAIL.....N/C

8"-12" 8"-16"

FRONT RIGGINGS (pair)

K0052	<input type="checkbox"/> BR-60D	60° Swing Away Leg Rests.....	\$285.00
K0052	<input type="checkbox"/> BR-60	60° Swing Away Lift Off Leg Rests.....	\$285.00
K0052	<input type="checkbox"/> BR-70	70° Swing Away Lift Off Leg Rests.....	\$285.00
K0052	<input type="checkbox"/> BR-90	90° Swing Away Lift Off Leg Rests.....	\$285.00
E0990	<input type="checkbox"/> BR-LSEL	Low-shear Elevating Swing Away Lift Off Leg Rests.....	\$590.00
E0990	<input type="checkbox"/> BR-BLC	Bi-Lateral Contracture Footrests.....	\$590.00

FOOTPLATES

	<input type="checkbox"/> SF	Flip-up Composite Footplates.....	N/C
K0108	<input type="checkbox"/> BR-AASF	Angle Adjustable Single Footplate.....	\$165.00
K0040	<input type="checkbox"/> BR-AAF	Angle Adjustable Footplate.....	\$195.00/pair
K0108	<input type="checkbox"/> BR-PF	Padded Foot Box.....	\$545.00/each
	<input type="checkbox"/> BR-CP	Calf Pad.....	\$399.00/pair
	<input type="checkbox"/> 440	Ankle Huggers.....	\$218.00/pair

FOOTREST LEGDROP.....N/C

(Keep Approx. Thickness of Seat Cushion in Mind)

11"-17" 16"-22"

ADDITIONAL OPTIONS

K0108	<input type="checkbox"/> BR-TP	Transportation Package.....	\$250.00
K0108	<input type="checkbox"/> BR-SG	Skirt Guards	\$295.00/pair (only with dual post arms options)
K0108	<input type="checkbox"/> BR-LT	Lateral Tilt.....	\$3,500.00
K0108	<input type="checkbox"/> BR-TS	Custom Tilt in Space Range.....	Quote
	<input type="checkbox"/> BR-OAD	One Arm Drive 20" Wheel <input type="checkbox"/> Left <input type="checkbox"/> Right.....	Quote
	<input type="checkbox"/> BR-OAD	One Arm Drive 24" Wheel <input type="checkbox"/> Left <input type="checkbox"/> Right	Quote
	<input type="checkbox"/> BR-AG	Ambulation Guard	\$199.00 (padded front base frame cross bar)
E0971	<input type="checkbox"/> BR-569T	Anti-tip Device.....	\$100.00/pair
	<input type="checkbox"/> BR-FSB	Fold Seat to Back Mechanism.....	\$350.00
	<input type="checkbox"/> BR-SQR	Seat Quick Removal Mechanism	\$250.00
E0078	<input type="checkbox"/> BR-652	2" Positioning Seat Belt	\$170.00
E0978	<input type="checkbox"/> BR-337	Positioning Belt Pad, Black.....	\$65.00
K0105	<input type="checkbox"/> BR-IVS	IV Pole & Holder.....	\$400.00
K0105	<input type="checkbox"/> BR-IVSA	Angle Adjustable IV Pole & Holder.....	\$475.00
	<input type="checkbox"/> BR-BB	Battery Box.....	\$225.00
E1029	<input type="checkbox"/> BR-VENT	Vent Tray.....	\$345.00 (Specify Dimensions) Length____" Width____" Height____"

POWER OPTIONS

E1002	<input type="checkbox"/> BR-PAT	Tilt in Space.....	\$4,500.00
K0108	<input type="checkbox"/> BR-PALT	Lateral Tilt.....	\$4,500.00
E1003	<input type="checkbox"/> BR-PAR	Recline.....	\$4,500.00
E1010	<input type="checkbox"/> BR-PALG	Leg Rest.....	\$5,000.00
K0108	<input type="checkbox"/> BR-PALF	Power Lift	Quote

SEATING & POSITIONING

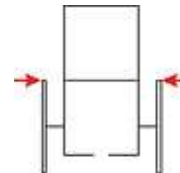
E2607	<input type="checkbox"/> 020S	Solid Seat Base with Standard Hardware.....	\$490.00
E2607	<input type="checkbox"/> 020Q	Solid Seat Base with Quick Release Hardware.....	\$490.00
		Width:____" Depth:____" Padding:____"	
E2613	<input type="checkbox"/> 020B	Solid Back Base with Standard Hardware.....	\$490.00
E2613	<input type="checkbox"/> 020BQ	Solid Back Base with Quick Release Hardware.....	\$490.00
		Width:____" Depth:____" Padding:____"	

For more options please refer to our "SEATING & POSITIONING" order form at

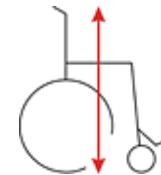
www.gunnell-inc.com/PDF/SeatingOrderForm.pdf



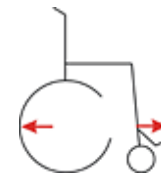
Approx. Weight 50 lbs/Shipping Weight 75 lbs



Overall Width add 3.5" without handrims and 6.0" with handrims



Overall Height add Seat to Floor Height and Back Cane Height Together



Overall Length Range 22" – 42" Depending on Caster and Wheel Selection

FOOTNOTES

- Gunnell will select factory settings if no setting is made
- Dynamic Armrests are recommended with Dynamic Recline Option
- Not all options are compatible with each other. Please contact Gunnell if you have any questions.
- HCPCS codes provided in this form are for reference only. Providers are responsible for determining the appropriate billing codes. Please contact a Medicare professional for further assistance.

**We are a custom company
If you don't see it
Please ask**

Tel: 800-551-0055 Fax: 800-794-5483 www.gunnell-inc.com

Specifications and prices are subject to change without notice.

info@gunnell-inc.com Revised Feb 2021