



Rehab Bariatric TNT Adjustable Bariatric Tilt-in-Space Wheelchair

Date _____ Account # _____
 Company _____
 Account Contact _____
 Bill to Address _____
 City _____ ST _____ Zip _____
 Tel: _____ Fax _____
 Email: _____

PO # _____
 Ship to _____
 Ship to Attention _____
 Ship to Address _____
 City _____ ST _____ Zip _____
 Tel: _____ Fax _____
 Comments _____

STANDARD FEATURES

- Heavy duty frame and parts (750 lbs Weight Capacity)
- Infinite adjustment 55° tilt range (default setting -10° to 45°)
- 90° - 130° of adjustable static recline in 10° increments
- 15"-19" seat depth adjustment in 1" increments
- 16"-19" frame width built in adjustment in 1/2" increments
- 15"-19" seat to floor height adjustment in 1" increments
- 17"-27" push handle height adjustment (maintain floor to handle height)
- 8" of forward to wheel base adjustment
- 5 year warranty on all Gunnell designed products
- 90 day warranty on all padding

E1161 **BASE PRICE**\$3539.00
 K0108 **BT-HDP EXTRA HEAVY DUTY PACKAGE**\$800.00

FRAME OPTIONS

CLASSIC COLOR N/C

- | | | | |
|--|--|--|--|
| <input type="checkbox"/> Gloss Black | <input type="checkbox"/> Graphite Black | <input type="checkbox"/> Black Wrinkle | <input type="checkbox"/> Lime Green |
| <input type="checkbox"/> Forest Green | <input type="checkbox"/> Cornflower Blue | <input type="checkbox"/> Baby Blue | <input type="checkbox"/> Midnight Blue |
| <input type="checkbox"/> Tangerine | <input type="checkbox"/> Ruby Red | <input type="checkbox"/> Traffic Red | <input type="checkbox"/> Maroon |
| <input type="checkbox"/> Sunny Yellow | <input type="checkbox"/> Bubblegum Pink | <input type="checkbox"/> Raspberry | <input type="checkbox"/> Blue Violet |
| <input type="checkbox"/> Signal Violet | <input type="checkbox"/> Sky White | <input type="checkbox"/> Grey Smoke | <input type="checkbox"/> Misty Grey |


FASHION COLOR \$260.00

- | | | | |
|---------------------------------------|---|---------------------------------------|---|
| <input type="checkbox"/> Candy Blue | <input type="checkbox"/> Candy Purple | <input type="checkbox"/> Candy Red | <input type="checkbox"/> Sparkle Orange |
| <input type="checkbox"/> Glitter Blue | <input type="checkbox"/> Glitter Silver | <input type="checkbox"/> Glitter Gold | <input type="checkbox"/> Black Stardust |
| <input type="checkbox"/> Silver Vein | | | |


SPECTRUM COLOR \$60.00

Additional more than 200 colors available. Please go to www.gunnell-inc.com/PDF/ColorFlyer.pdf to choose.

FRAME WIDTH\$400.00

	<input type="checkbox"/> 21"	<input type="checkbox"/> 22"	<input type="checkbox"/> 23"	<input type="checkbox"/> 24"	
	E2202	<input type="checkbox"/> BT-W2025	25"	\$500.00
	E2202	<input type="checkbox"/> BT-W2026	26"	\$500.00
	E2202	<input type="checkbox"/> BT-W2027	27"	\$500.00
	K0108	<input type="checkbox"/> BT-W2028	28"	\$800.00
	K0108	<input type="checkbox"/> BT-W2029	29"	\$800.00
	K0108	<input type="checkbox"/> BT-W2030	30"	\$1000.00
	K0108	<input type="checkbox"/> BT-W2031	31"	\$1000.00

SEAT DEPTHN/C

	<input type="checkbox"/> 15"	<input type="checkbox"/> 16"	<input type="checkbox"/> 17"	<input type="checkbox"/> 18"	<input type="checkbox"/> 19"	
	E2203	<input type="checkbox"/> BT-D2020	20"	\$500.00	
	E2203	<input type="checkbox"/> BT-D2021	21"	\$500.00	
	E2204	<input type="checkbox"/> BT-D2022	22"	\$850.00	
	E2204	<input type="checkbox"/> BT-D2023	23"	\$850.00	
	E2204	<input type="checkbox"/> BT-D2024	24"	\$850.00	
	E2204	<input type="checkbox"/> BT-D2025	25"	\$850.00	
	E2231	<input type="checkbox"/> SEAT PAN		\$400.00	

BACKRESTS OPTIONS

BACK CANE HEIGHTN/C

- (Cane Height is Measured from the Top of the Seat Rail)
- | | | | | | | | |
|------------------------------|------------------------------|------------------------------|------------------------------|------------------------------|------------------------------|------------------------------|------------------------------|
| <input type="checkbox"/> 17" | <input type="checkbox"/> 18" | <input type="checkbox"/> 19" | <input type="checkbox"/> 20" | <input type="checkbox"/> 21" | <input type="checkbox"/> 22" | <input type="checkbox"/> 23" | <input type="checkbox"/> 24" |
| <input type="checkbox"/> 25" | <input type="checkbox"/> 26" | <input type="checkbox"/> 27" | | | | | |

K0108 BT-AASH Height & Angle Adjustable Stroller Handle.....\$445.00

RECLINE TYPE

- BT-SR Static Recline 90° - 130°N/C
 Recline Angle Position
 90° 100° 110° 120° 130°

E1226 BT-75R Dynamic Recline 90° - 180°.....\$945.00

CASTER OPTIONS

- BT-515X15 5 1/2" X 1 1/2" Composite Casters.....\$79.00
 E2214 BT-6X2SPN 6" X 2" Semi-pneumatic Casters.....\$89.00
 E2214 BT-8X2SPN 8" X 2" Semi-pneumatic Casters.....\$89.00
 E1015 BT-FL Shock Absorbing Casters.....\$900.00

DISC BRAKE OR WHEEL LOCK OPTIONS

- BT-WL Wheel Locks.....N/C
 E0961 BT-574 Wheel Lock Extension Handles.....\$69.00/each
 Disc Brakes (caregiver operated disc brakes)
 E2228 BT-DB12 Disc Brakes with 12" Rear Wheels.....\$975.00
 BT-DB20 Disc Brakes with 20" Rear Wheels\$975.00
 BT-DB24 Disc Brakes with 24" Rear Wheels.....\$975.00

WHEEL OPTIONS

- AXLES**
 BT-SA Standard Axles.....N/C
 K0108 BT-QRA Quick Release Axles (only with Wheel Locks).....\$89.00

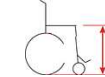
WHEELS

- BT-FWD Reverse Wheel Drive (Rear Wheels in Front).....N/C
 E2228 BT-12 12" Rear Pneumatic Wheels.....N/C
 E2228 BT-20 20" Rear Composite Wheels.....\$325.00
 E2228 BT-24 24" Rear Composite Wheels.....\$345.00
 E2211 BT-PN Pneumatic Tire.....\$85.00
 E2213 BT-FF Pneumatic Flat Free.....\$89.00

WHEEL POSITION N/C

- Forward Middle Back

SEAT TO FLOOR HEIGHTN/C

-  12" 13" 14" 15" 16" 17" 18"
 19" 20" 21" 22" 23" 24"

Seat to Floor Height Ranges

		Casters			
		Rear Wheels	5 1/2 x 1 1/2 (BT-515X115)	6 x 2 (BT-6X2PN OR BT-6X2SPN)	8 x 2 (BT-8X2PN OR BT-8X2SPN)
Rear Wheel Drive	12" Wheels (BT-12)	12" - 24"	13" - 24"	15" - 24"	
	20" Wheels (BT-20)	14" - 24"	14" - 24"	15" - 24"	
	24" Wheels (BT-24)	16" - 24"	16" - 24"	16" - 24"	
Reverse Wheel Drive	12" Wheels (BT-12)	12" - 24"	13" - 24"	15" - 24"	
	20" Wheels (BT-20)	14" - 24"	14" - 24"	15" - 24"	
	24" Wheels (BT-24)	16" - 24"	16" - 24"	16" - 24"	

Tel: 800-551-0055 Fax: 800-794-5483 www.gunnell-inc.com

Specifications and prices are subject to change without notice.

info@gunnell-inc.com Revised Feb 2021

Rehab Bariatric TNT Adjustable Bariatric Tilt-in-Space Wheelchair

ARMREST OPTIONS (pair)

E0973	<input type="checkbox"/> BT-730	Desk Arms off Uprights	N/C
E0973	<input type="checkbox"/> BT-705	T-Arms Full Length Height Adjustable.....	\$278.00
E0973	<input type="checkbox"/> BT-727	T-Arms Desk Length Height Adjustable.....	\$298.00
E0973	<input type="checkbox"/> BT-705DP	Dual Post Full Length Height Adjustable.....	\$298.00
E0973	<input type="checkbox"/> BT-727DP	Dual Post Desk Length Height Adjustable.....	\$298.00
E0973	<input type="checkbox"/> BT-735	Height & Depth Adjustable Flip up Arms off Uprights	
		<input type="checkbox"/> Full Length.....	\$298.00
		<input type="checkbox"/> Desk Length.....	\$298.00
E0973	<input type="checkbox"/> BT-745	Angle Adjustable Flip up Arms off Uprights, Height and Depth Adjustable	
		<input type="checkbox"/> Full Length.....	\$298.00
		<input type="checkbox"/> Desk Length.....	\$298.00
E0973	<input type="checkbox"/> BT-755	Dynamic Cantilever Armrests.....	\$278.00
K0108	<input type="checkbox"/> BT-DPP	Durable Plastic Pads.....	\$66.00
K0108	<input type="checkbox"/> BT-441	Gel Pads.....	\$369.00

ARMREST HEIGHT OFF SEAT RAIL.....	N/C
<input type="checkbox"/> 8"-12"	<input type="checkbox"/> 8"-16"

FRONT RIGGINGS (pair)

K0052	<input type="checkbox"/> BT-60D	60° Swing Away Leg Rests.....	\$285.00
K0052	<input type="checkbox"/> BT-60	60° Swing Away Lift Off Leg Rests.....	\$285.00
K0052	<input type="checkbox"/> BT-70	70° Swing Away Lift Off Leg Rests.....	\$285.00
K0052	<input type="checkbox"/> BT-90	90° Swing Away Lift Off Leg Rests.....	\$285.00
E0990	<input type="checkbox"/> BT-LSEL	Low-shear Elevating Swing Away Lift Off Leg Rests.....	\$590.00
E0990	<input type="checkbox"/> BT-BLC	Bi-Lateral Contracture Footrests.....	\$590.00

FOOTPLATES

<input type="checkbox"/> SF	Flip-up Composite Footplates.....	N/C	
K0108	<input type="checkbox"/> BT-AASF	Angle Adjustable Single Footplate.....	\$165.00
K0040	<input type="checkbox"/> BT-AAF	Angle Adjustable Footplate.....	\$195.00/pair
K0108	<input type="checkbox"/> BT-PF	Padded Foot Box.....	\$545.00/each
	<input type="checkbox"/> BT-CP	Calf Pad.....	\$399.00/pair
	<input type="checkbox"/> 440	Ankle Huggers.....	\$218.00/pair

FOOTREST LEGDROP.....	N/C
(Keep Approx. Thickness of Seat Cushion in Mind)	
<input type="checkbox"/> 11"-17"	<input type="checkbox"/> 16"-22"

ADDITIONAL OPTIONS

K0108	<input type="checkbox"/> BT-TP	Transportation Package.....	\$250.00
K0108	<input type="checkbox"/> BT-SG	Skirt Guards	\$295.00/pair (only with dual post arms options)
K0108	<input type="checkbox"/> BT-LT	Lateral Tilt.....	\$3,500.00
K0108	<input type="checkbox"/> BT-TS	Custom Tilt in Space Range.....	Quote
	<input type="checkbox"/> BT-OAD	One Arm Drive 20" Wheel (choose) <input type="checkbox"/> Left <input type="checkbox"/> Right.....	Quote
	<input type="checkbox"/> BT-OAD	One Arm Drive 24" Wheel.... (choose) <input type="checkbox"/> Left <input type="checkbox"/> Right	Quote
K0108	<input type="checkbox"/> BT-AG	Ambulation Guard..... (padded front base frame cross bar)	\$199.00
E0971	<input type="checkbox"/> BT-569T	Anti-tip Device.....	\$100.00/pair
	<input type="checkbox"/> BT-FSB	Fold Seat to Back Mechanism.....	\$350.00
	<input type="checkbox"/> BT-SQR	Seat Quick Removal Mechanism	\$250.00
K0105	<input type="checkbox"/> BT-IVS	IV Pole & Holder.....	\$400.00
K0105	<input type="checkbox"/> BT-IVSA	Angle Adjustable IV Pole & Holder.....	\$475.00
	<input type="checkbox"/> BT-BB	Battery Box.....	\$225.00
E1029	<input type="checkbox"/> BT-VENT	Vent Tray..... (Specify Dimensions) Length ____" Width ____" Height ____"	\$345.00

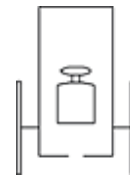
POWER OPTIONS

E1002	<input type="checkbox"/> BT-PAT	Tilt in Space.....	\$4,500.00
K0108	<input type="checkbox"/> BT-PALT	Lateral Tilt.....	\$4,500.00
E1003	<input type="checkbox"/> BT-PAR	Recline.....	\$4,500.00
E1010	<input type="checkbox"/> BT-PALG	Leg Rest.....	\$5,000.00
K0108	<input type="checkbox"/> BT-PALF	Power lift.....	Quote

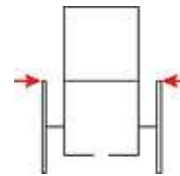
SEATING & POSITIONING

E2607	<input type="checkbox"/> 020S	Solid Seat Base with Standard Hardware.....	\$490.00
E2607	<input type="checkbox"/> 020Q	Solid Seat Base with Quick Release Hardware.....	\$490.00
		Width: ____" Depth: ____" Padding: ____"	
E2613	<input type="checkbox"/> 020B	Solid Back Base with Standard Hardware.....	\$490.00
E2613	<input type="checkbox"/> 020BQ	Solid Back Base with Quick Release Hardware.....	\$490.00
		Width: ____" Depth: ____" Padding: ____"	

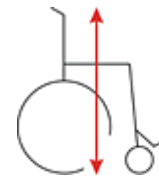
For more options please refer to our "SEATING & POSITIONING" order form at
www.gunnell-inc.com/PDF/SeatingOrderForm.pdf



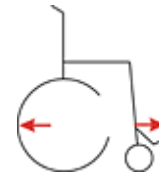
Approx. Weight 50 lbs/Shipping Weight 75 lbs



Overall Width add 3.5" without handrims and 6.0" with handrims



Overall Height add Seat to Floor Height and Back Cane Height Together



Overall Length Range 22" – 42" Depending on Caster and Wheel Selection
add 3.5" Extra for Anti-tips

FOOTNOTES

- Gunnell will select factory settings if no setting is made
- Dynamic Armrests are recommended with Dynamic Recline Option
- Not all options are compatible with each other. Please contact Gunnell if you have any questions.
- HCPCS codes provided in this form are for reference only. Providers are responsible for determining the appropriate billing codes. Please contact a Medicare professional for further assistance.

**We are a custom company
If you don't see it
Please ask**

Tel: 800-551-0055 Fax: 800-794-5483 www.gunnell-inc.com

Specifications and prices are subject to change without notice.

info@gunnell-inc.com Revised Feb 2021