



Rehab Kidster Adjustable Pediatric Tilt-in-Space Wheelchair

Date _____ Account # _____
 Company _____
 Account Contact _____
 Bill to Address _____
 City _____ ST _____ Zip _____
 Tel _____ Fax _____
 Email: _____

PO # _____
 Ship to _____
 Ship to Attention _____
 Ship to Address _____
 City _____ ST _____ Zip _____
 Tel _____ Fax _____
 Comments _____

STANDARD FEATURES

- Heavy duty frame and parts (250 lbs Weight Capacity)
- Infinite adjustment 55° tilt range (default setting -10° to 45°)
- 90° - 130° of adjustable static recline in 10° increments
- 13"-17" seat depth adjustment in 1" increments
- 14"-17" frame width built in adjustment in 1/2" increments
- 12"-16" seat to floor height adjustment in 1" increments
- 17"-27" push handle height adjustment (maintain floor to handle height)
- 8" of forward to wheel base adjustment
- 5 year warranty on all Gunnell designed products
- 90 day warranty on all padding

E1161 **BASE PRICE**\$2,985.00

FRAME OPTIONS

CLASSIC COLOR N/C

- | | | | |
|--|--|--|--|
| <input type="checkbox"/> Gloss Black | <input type="checkbox"/> Graphite Black | <input type="checkbox"/> Black Wrinkle | <input type="checkbox"/> Lime Green |
| <input type="checkbox"/> Forest Green | <input type="checkbox"/> Cornflower Blue | <input type="checkbox"/> Baby Blue | <input type="checkbox"/> Midnight Blue |
| <input type="checkbox"/> Tangerine | <input type="checkbox"/> Ruby Red | <input type="checkbox"/> Traffic Red | <input type="checkbox"/> Maroon |
| <input type="checkbox"/> Sunny Yellow | <input type="checkbox"/> Bubblegum Pink | <input type="checkbox"/> Raspberry | <input type="checkbox"/> Blue Violet |
| <input type="checkbox"/> Signal Violet | <input type="checkbox"/> Sky White | <input type="checkbox"/> Grey Smoke | <input type="checkbox"/> Misty Grey |


FASHION COLOR \$260.00

- | | | | |
|---------------------------------------|---|---------------------------------------|---|
| <input type="checkbox"/> Candy Blue | <input type="checkbox"/> Candy Purple | <input type="checkbox"/> Candy Red | <input type="checkbox"/> Sparkle Orange |
| <input type="checkbox"/> Glitter Blue | <input type="checkbox"/> Glitter Silver | <input type="checkbox"/> Glitter Gold | <input type="checkbox"/> Black Stardust |
| <input type="checkbox"/> Silver Vein | | | |


SPECTRUM COLOR \$60.00

Additional more than 200 colors available. Please go to
www.gunnell-inc.com/PDF/ColorFlyer.pdf to choose.

FRAME WIDTH N/C

- | | | | |
|------------------------------|------------------------------|------------------------------|------------------------------|
| <input type="checkbox"/> 10" | <input type="checkbox"/> 11" | <input type="checkbox"/> 12" | <input type="checkbox"/> 13" |
| <input type="checkbox"/> 14" | <input type="checkbox"/> 15" | <input type="checkbox"/> 16" | <input type="checkbox"/> 17" |
- 


SEAT DEPTH N/C

- | | | | | |
|------------------------------|------------------------------|------------------------------|------------------------------|------------------------------|
| <input type="checkbox"/> 11" | <input type="checkbox"/> 12" | <input type="checkbox"/> 13" | <input type="checkbox"/> 14" | <input type="checkbox"/> 15" |
| <input type="checkbox"/> 16" | <input type="checkbox"/> 17" | | | |
- 

E2231 **SEAT PAN**\$400.00


BACKRESTS OPTIONS

BACK CANE HEIGHT N/C

- (Cane Height is Measured from the Top of the Seat Rail)
- | | | | | | | |
|------------------------------|------------------------------|------------------------------|------------------------------|------------------------------|------------------------------|------------------------------|
| <input type="checkbox"/> 17" | <input type="checkbox"/> 18" | <input type="checkbox"/> 19" | <input type="checkbox"/> 20" | <input type="checkbox"/> 21" | <input type="checkbox"/> 22" | <input type="checkbox"/> 23" |
| <input type="checkbox"/> 24" | <input type="checkbox"/> 25" | <input type="checkbox"/> 26" | <input type="checkbox"/> 27" | | | |
- 

K0108 K-AASH Adjustable Height & Angle Stroller Handle.....\$595.00

RECLINE TYPE

- | | |
|-------------------------------|--|
| <input type="checkbox"/> K-SR | Static Recline 90° - 130° N/C |
| | Recline Angle Position |
| | <input type="checkbox"/> 90° <input type="checkbox"/> 100° <input type="checkbox"/> 110° <input type="checkbox"/> 120° <input type="checkbox"/> 130° |
- 

E1226 K-75R Dynamic Recline 90° - 180°\$695.00

CASTER OPTIONS (pair)

- | | |
|-------|---|
| | <input type="checkbox"/> K-515X15 5 1/2" X 1 1/2" Composite Casters.....\$79.00 |
| | <input type="checkbox"/> |
| E2214 | <input type="checkbox"/> K-6X2SPN 6" x 2" Semi-pneumatic Casters.....\$89.00 |
| | <input type="checkbox"/> |
| E2214 | <input type="checkbox"/> K-8X2SPN 8" X 2" Semi-pneumatic Casters.....\$89.00 |
| E1015 | <input type="checkbox"/> K-FL Shock Absorbing Casters.....\$900.00 |

DISC BRAKE OR WHEEL LOCK OPTIONS (pair)

- | | |
|-------|--|
| | <input type="checkbox"/> K-WL Wheel Locks.....N/C |
| E0961 | <input type="checkbox"/> K-574 Wheel Lock Extension Handles.....\$69.00/each |
| | <input type="checkbox"/> Disc Brakes (caregiver operated disc brakes) |
| E2228 | <input type="checkbox"/> K-DB12 Disc Brakes with 12" Rear Wheels.....\$975.00 |
| E2228 | <input type="checkbox"/> K-DB20 Disc Brakes with 20" Rear Wheels\$975.00 |
| E2228 | <input type="checkbox"/> K-DB24 Disc Brakes with 24" Rear Wheels\$975.00 |

WHEEL OPTIONS (pair)

AXLES

- | | |
|-------|--|
| | <input type="checkbox"/> K-SA Standard Axles.....N/C |
| K0108 | <input type="checkbox"/> K-QRA Quick Release Axles\$89.00
(only with Wheel Locks) |


WHEELS

- | | |
|-------|---|
| | <input type="checkbox"/> K-FWD Reverse Wheel DriveN/C
(Rear Wheels in Front) |
| | <input type="checkbox"/> K-12 12" Rear Pneumatic Wheels.....N/C |
| | <input type="checkbox"/> K-20 20" Rear Composite Wheels.....N/C |
| | <input type="checkbox"/> K-24 24" Rear Composite Wheels.....N/C |
| E2211 | <input type="checkbox"/> K-PN Pneumatic Tire.....\$85.00 |
| E2213 | <input type="checkbox"/> K-FF Pneumatic Flat Free.....\$89.00 |

WHEEL POSITION

- Forward Middle Back

SEAT TO FLOOR HEIGHT

- | | | | | | |
|------------------------------|------------------------------|------------------------------|------------------------------|------------------------------|------------------------------|
| <input type="checkbox"/> 10" | <input type="checkbox"/> 11" | <input type="checkbox"/> 12" | <input type="checkbox"/> 13" | <input type="checkbox"/> 14" | <input type="checkbox"/> 15" |
| <input type="checkbox"/> 16" | <input type="checkbox"/> 17" | <input type="checkbox"/> 18" | <input type="checkbox"/> 19" | | |
- 

Seat to Floor Height Ranges

		Casters				
		3 x 1	4 x 1	5.5 x 1.5	6 x 2	8 x 2
Rear Wheel Drive	12" Wheels	10" - 24"	11" - 24"	12" - 24"	13" - 24"	15" - 24"
	20" Wheels	14" - 24"	14" - 24"	14" - 24"	14" - 24"	15" - 24"
	24" Wheels	16" - 24"	16" - 24"	16" - 24"	16" - 24"	16" - 24"
Reverse Wheel Drive	12" Wheels	10" - 24"	11" - 24"	12" - 24"	13" - 24"	15" - 24"
	20" Wheels	14" - 24"	14" - 24"	14" - 24"	14" - 24"	15" - 24"
	24" Wheels	16" - 24"	16" - 24"	16" - 24"	16" - 24"	16" - 24"

Tel: 800-551-0055 Fax: 800-794-5483 www.gunnell-inc.com

Specifications and prices are subject to change without notice.

info@gunnell-inc.com Revised Feb 2021

Rehab Kidster Adjustable Pediatric Tilt-in-Space Wheelchair

ARMREST OPTION (pair)

E0973	<input type="checkbox"/> K-730	Desk Arms off Uprights	N/C
E0973	<input type="checkbox"/> K-727	T-Arm Full Length Height Adjustable	\$278.00
E0973	<input type="checkbox"/> K-728	T-Arm Desk Length Height Adjustable.....	\$278.00
E0973	<input type="checkbox"/> K-705DP	Dual Post Full Length Height Adjustable	\$298.00
E0973	<input type="checkbox"/> K-727DP	Dual Post Desk Length Height Adjustable	\$298.00
E0973	<input type="checkbox"/> K-735	Height & Depth Adjustable Flip up Arms off Uprights	
		<input type="checkbox"/> Full Length.....	\$278.00
		<input type="checkbox"/> Desk Length.....	\$278.00
E0973	<input type="checkbox"/> K-745	Angle Adjustable Flip up Arms off Uprights, Height and Depth Adjustable	
		<input type="checkbox"/> Full Length.....	\$278.00
		<input type="checkbox"/> Desk Length.....	\$278.00
E0973	<input type="checkbox"/> K-755	Dynamic Cantilever Armrests.....	\$279.00
	<input type="checkbox"/> K-DPP	Durable Plastic Pads.....	\$66.00
	<input type="checkbox"/> 441	Gel Pads.....	\$369.00

ARMREST HEIGHT OFF SEAT RAIL.....N/C
 6"-14"

FRONT RIGGINGS (pair)

K0052	<input type="checkbox"/> K-60D	60° Swing Away Leg Rests.....	\$159.00
K0052	<input type="checkbox"/> K-60	60° Swing Away Lift Off Leg Rests.....	\$159.00
K0052	<input type="checkbox"/> K-70	70° Swing Away Lift Off Leg Rests.....	\$159.00
K0052	<input type="checkbox"/> K-90	90° Swing Away Lift Off Leg Rests.....	\$159.00
E0990	<input type="checkbox"/> K-LSEL	Low-shear Elevating Swing Away Lift Off Leg Rests.....	\$595.00
E0990	<input type="checkbox"/> K-BLC	Bi-Lateral Contracture Footrests.....	\$545.00

FOOTPLATES

	<input type="checkbox"/> K-FP	Flip-up Composite Footplates.....	N/C
K0108	<input type="checkbox"/> K-AASF	Angle Adjustable Single Footplate.....	\$165.00
K0040	<input type="checkbox"/> K-AAF	Angle Adjustable Footplates	\$165.00/pair
K0108	<input type="checkbox"/> K-PF	Padded Foot Box.....	\$549.00/each
	<input type="checkbox"/> K-CP	Calf Pad.....	\$329.00/pair
	<input type="checkbox"/> 440	Ankle Huggers.....	\$218.00/pair

FOOTREST LEGDROP.....N/C
 (Keep Approx. Thickness of Seat Cushion in Mind)
 3"-11" 12"-17"

ADDITIONAL OPTIONS

K0108	<input type="checkbox"/> K-TP	Transportation Package.....	\$250.00
K0108	<input type="checkbox"/> K-SG	Skirt Guards (with dual post arm option)	\$295.00/pair
K0108	<input type="checkbox"/> K-LT	Lateral Tilt.....	\$3,200.00
K0108	<input type="checkbox"/> K-TS	Custom Tilt in Space Range.....	Quote
	<input type="checkbox"/> K-OAD	One Arm Drive 20" Wheel (choose) <input type="checkbox"/> Left <input type="checkbox"/> Right.....	Quote
	<input type="checkbox"/> K-OAD	One Arm Drive 24" Wheel (choose) <input type="checkbox"/> Left <input type="checkbox"/> Right	Quote
	<input type="checkbox"/> K-AG	Ambulation Guard	\$175.00 (padded front base frame cross bar)
E0971	<input type="checkbox"/> K-569T	Anti-tip Device.....	\$100.00/pair
	<input type="checkbox"/> K-FSB	Fold Seat to Back Mechanism.....	\$295.00
	<input type="checkbox"/> K-SQR	Seat Quick Removal Mechanism	\$250.00
E0078	<input type="checkbox"/> K-652	2" Positioning Seat Belt.....	\$170.00
K0105	<input type="checkbox"/> K-IVS	IV Pole & Holder.....	\$400.00
K0105	<input type="checkbox"/> K-IVSA	Angle Adjustable IV Pole & Holder.....	\$475.00
	<input type="checkbox"/> K-BB	Battery Box.....	\$225.00
E1029	<input type="checkbox"/> K-VENT	Vent Tray.....	\$345.00 (Specify Dimensions) Length ____" Width ____" Height ____"

POWER OPTIONS

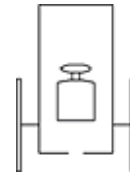
E1002	<input type="checkbox"/> K-PAT	Tilt in Space.....	\$4,500.00
K0108	<input type="checkbox"/> K-PALT	Lateral Tilt.....	\$4,500.00
E1003	<input type="checkbox"/> K-PAR	Recline.....	\$4,500.00
E1010	<input type="checkbox"/> K-PALG	Leg Rest.....	\$5,000.00
K0108	<input type="checkbox"/> K-PALF	Power Lift.....	Quote

SEATING & POSITIONING

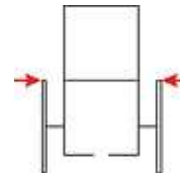
E2607	<input type="checkbox"/> 020S	Solid Seat Base with Standard Hardware.....	\$400.00
E2607	<input type="checkbox"/> 020Q	Solid Seat Base with Quick Release Hardware.....	\$400.00
		Width: ____" Depth: ____" Padding: ____"	
E2613	<input type="checkbox"/> 020B	Solid Back Base with Standard Hardware.....	\$400.00
E2613	<input type="checkbox"/> 020BQ	Solid Back Base with Quick Release Hardware.....	\$400.00
		Width: ____" Depth: ____" Padding: ____"	

For more options please refer to our "SEATING & POSITIONING" order form at

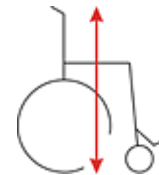
www.gunnell-inc.com/PDF/SeatingOrderForm.pdf



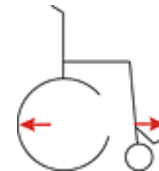
Approx. Weight 50 lbs/Shipping Weight 75 lbs



Overall Width add 3.5" without handrims and 6.0" with handrims



Overall Height add Seat to Floor Height and Back Cane Height Together



Overall Length Range 22" – 42" Depending on Caster and Wheel Selection

FOOTNOTES

- Gunnell will select factory settings if no setting is made
- Dynamic Armrests are recommended with Dynamic Recline Option
- Not all options are compatible with each other. Please contact Gunnell if you have any questions.
- HCPCS codes provided in this form are for reference only. Providers are responsible for determining the appropriate billing codes. Please contact a Medicare professional for further assistance.

**We are a custom company
If you don't see it
Please ask**

Tel: 800-551-0055 Fax: 800-794-5483 www.gunnell-inc.com

Specifications and prices are subject to change without notice.

info@gunnell-inc.com Revised Feb 2021