



# Rehab RAM Adjustable Heavy Duty Non-Tilt Wheelchair


Date \_\_\_\_\_ Account # \_\_\_\_\_  
 Company \_\_\_\_\_  
 Account Contact \_\_\_\_\_  
 Bill to Address \_\_\_\_\_  
 City \_\_\_\_\_ ST \_\_\_\_\_ Zip \_\_\_\_\_  
 Tel: \_\_\_\_\_ Fax \_\_\_\_\_  
 Email: \_\_\_\_\_

PO # \_\_\_\_\_  
 Ship to \_\_\_\_\_  
 Ship to Attention \_\_\_\_\_  
 Ship to Address \_\_\_\_\_  
 City \_\_\_\_\_ ST \_\_\_\_\_ Zip \_\_\_\_\_  
 Tel: \_\_\_\_\_ Fax \_\_\_\_\_  
 Comments \_\_\_\_\_

### STANDARD FEATURES

- Heavy duty frame and parts (500 lbs Weight Capacity)
- 90° - 130° of adjustable static recline in 10° increments
- 15"-19" seat depth adjustment in 1" increments
- 16"-19" frame width built in adjustment in 1/2" increments
- 15"-19" seat to floor height adjustment in 1" increments
- 17"-27" push handle height adjustment (maintain floor to handle height)
- 8" of forward to wheel base adjustment
- 5 year warranty on all Gunnell designed products
- 90 day warranty on all padding

### RECLINE TYPE

-   RR-SR Static Recline 90° - 130° .....N/C  
 Recline Angle  90°  100°  110°  120°  130°  
 E1226  RR-75R Dynamic Recline 90° - 180° .....\$695.00

### CASTER OPTIONS (pair)

- RR-515X15 5 1/2" X 1 1/2" Composite Casters.....\$79.00  
  
 E2214  RR-6X2SPN 6" X 2" Composite Casters.....\$89.00  
  
 E2214  RR-8X2SPN 8" X 2" Semi-pneumatic Casters.....\$89.00  
 E1015  RR-FL Shock Absorbing Casters.....\$900.00

### DISC BRAKE OR WHEEL LOCK OPTIONS (pair)

- RR-WL Wheel Locks.....N/C  
 E0961  RR-574 Wheel Lock Extension Handles.....\$69.00/each  
 DiSc Brakes (caregiver operated disc brakes)  
 E2228  RR-DB12 Disc Brakes with 12" Rear Wheels.....\$975.00  
 E2228  RR-DB20 Disc Brakes with 20" Rear Wheels .....\$975.00  
 E2228  RR-DB24 Disc Brakes with 24" Rear Wheels.....\$975.00

### WHEEL OPTIONS (pair)

#### AXLES

- RR-SA Standard Axles.....N/C  
 K0108  RR-QRA Quick Release Axles .....\$89.00  
 (only work with Wheel Locks)


#### WHEELS

- RR-FWD Reverse Wheel Drive .....N/C  
 (Rear Wheels in Front)  
 RR-12 12" Rear Pneumatic Wheels.....N/C  
 RR-20 20" Rear Composite Wheels.....N/C  
 RR-24 24" Rear Composite Wheels.....N/C  
 E2211  RR-PN Pneumatic Tire.....\$85.00  
 E2213  RR-FF Pneumatic Flat Free.....\$89.00

#### WHEEL POSITION

- Forward  Middle  Back

### SEAT TO FLOOR HEIGHT

-  .....N/C  
 10"  11"  12"  13"  14"  15"  
 16"  17"  18"  19"  20"  21"  
 22"  23"  24"

### Seat to Floor Height Ranges

|                     | Real Wheels | Casters   |           |           |           |           |
|---------------------|-------------|-----------|-----------|-----------|-----------|-----------|
|                     |             | 3x1       | 4 x 1     | 5.5 x 1.5 | 6 x 2     | 8 x 2     |
| Rear Wheel Drive    | 12"         | 10" - 24" | 11" - 24" | 12" - 24" | 13" - 24" | 15" - 24" |
|                     | 20"         | 14" - 24" | 14" - 24" | 14" - 24" | 14" - 24" | 15" - 24" |
|                     | 24"         | 16" - 24" | 16" - 24" | 16" - 24" | 16" - 24" | 16" - 24" |
| Reverse Wheel Drive | 12"         | 10" - 24" | 11" - 24" | 12" - 24" | 13" - 24" | 15" - 24" |
|                     | 20"         | 14" - 24" | 14" - 24" | 14" - 24" | 14" - 24" | 15" - 24" |
|                     | 24"         | 16" - 24" | 16" - 24" | 16" - 24" | 16" - 24" | 16" - 24" |

K0007 **BASE PRICE** .....\$2,695.00

### FRAME OPTIONS

#### CLASSIC COLOR

- ..... N/C  
 Gloss Black  Graphite Black  Black Wrinkle  Lime Green  
 Forest Green  Cornflower Blue  Baby Blue  Midnight Blue  
 Tangerine  Ruby Red  Traffic Red  Maroon  
 Sunny Yellow  Bubblegum Pink  Raspberry  Blue Violet  
 Signal Violet  Sky White  Grey Smoke  Misty Grey

#### FASHION COLOR


- ..... \$260.00  
 Candy Blue  Candy Purple  Candy Red  Sparkle Orange  
 Glitter Blue  Glitter Silver  Glitter Gold  Black Stardust  
 Silver Vein

#### SPECTRUM COLOR

..... \$60.00  
 Additional more than 200 colors available. Please go to  
[www.gunnell-inc.com/PDF/ColorFlyer.pdf](http://www.gunnell-inc.com/PDF/ColorFlyer.pdf) to choose.


#### FRAME WIDTH

.....N/C

- 10"  11"  12"  13"  14"  15"  16"  17"  18"  19"  
  E2201  RR-W2020 20".....\$350.00  
 E2201  RR-W2021 21".....\$350.00  
 E2201  RR-W2022 22".....\$350.00  
 E2201  RR-W2023 23".....\$350.00  
 E2201  RR-W2024 24".....\$350.00

#### SEAT DEPTH

.....N/C

- 11"  12"  13"  14"  15"  16"  17"  18"  19"  
  E2203  RR-D2020 20".....\$350.00  
 E2203  RR-D2021 21".....\$350.00  
 E2204  RR-D2022 22".....\$350.00  
 E2204  RR-D2023 23".....\$600.00  
 E2204  RR-D2024 24".....\$600.00  
 E2204  RR-D2025 25".....\$600.00

E2231  SEAT PAN .....\$400.00

### BACKRESTS OPTIONS

#### BACK CANE HEIGHT

.....N/C

- (Cane Height is measured from the top of the seat rail)  
 17"  18"  19"  20"  21"  22"  23"  24"  
 25"  26"  27"

K0108  RR-AASH Height & Angle Adjustable Stroller Handl.....\$595.00.00

Tel: 800-551-0055 Fax: 800-794-5483 [www.gunnell-inc.com](http://www.gunnell-inc.com)

Specifications and prices are subject to change without notice.

info@gunnell-inc.com Revised Feb 2021

# Rehab RAM

## Adjustable Heavy Duty Non-Tilt Wheelchair

### ARMREST OPTIONS (pair)

|       |                                   |  |          |
|-------|-----------------------------------|--|----------|
| E0973 | <input type="checkbox"/> RR-730   | Desk Arms off Uprights .....   | N/C      |
| E0973 | <input type="checkbox"/> RR-705   | T-Arms Full Length Height Adjustable.....                                  | \$278.00 |
| E0973 | <input type="checkbox"/> RR-727   | T-Arms Desk Length Height Adjustable.....                                  | \$278.00 |
| E0973 | <input type="checkbox"/> RR-705DP | Dual Post Full Length Height Adjustable.....                               | \$298.00 |
| E0973 | <input type="checkbox"/> RR-727DP | Dual Post Desk Length Height Adjustable.....                               | \$298.00 |
| E0973 | <input type="checkbox"/> RR-735   | Height & Depth Adjustable Flip up Arms off Uprights                        |          |
|       |                                   | <input type="checkbox"/> Full Length.....                                  | \$278.00 |
|       |                                   | <input type="checkbox"/> Desk Length.....                                  | \$278.00 |
| E0973 | <input type="checkbox"/> RR-745   | Angle Adjustable Flip up Arms off Uprights,<br>Height and Depth Adjustable |          |
|       |                                   | <input type="checkbox"/> Full Length.....                                  | \$278.00 |
|       |                                   | <input type="checkbox"/> Desk Length.....                                  | \$278.00 |
| E0973 | <input type="checkbox"/> RR-755   | Dynamic Cantilever Armrests.....   | \$278.00 |
| K0108 | <input type="checkbox"/> RR-DPP   | Durable Plastic Pads.....  | \$66.00  |
| K0108 | <input type="checkbox"/> RR-441   | Gel Pads.....  | \$369.00 |

### ARMREST HEIGHT OFF SEAT RAIL.....N/C

8"-12"     8"-16"

### FRONT RIGGINGS (pair)

|       |                                  |   |          |
|-------|----------------------------------|---|----------|
| K0052 | <input type="checkbox"/> RR-60D  | 60° Swing Away Leg Rests.....                             | \$159.00 |
| K0052 | <input type="checkbox"/> RR-60   | 60° Swing Away Lift Off Leg Rests.....                    | \$159.00 |
| K0052 | <input type="checkbox"/> RR-70   | 70° Swing Away Lift Off Leg Rests.....                    | \$159.00 |
| K0052 | <input type="checkbox"/> RR-90   | 90° Swing Away Lift Off Leg Rests.....                    | \$159.00 |
| E0990 | <input type="checkbox"/> RR-LSEL | Low-shear Elevating Swing Away<br>Lift Off Leg Rests..... | \$590.00 |
| E0990 | <input type="checkbox"/> RR-BLC  | Bi-Lateral Contracture Footrests.....                     | \$590.00 |

### FOOTPLATES

|       |                                  |  |               |
|-------|----------------------------------|--|---------------|
|       | <input type="checkbox"/> RR-FP   | Flip-up Composite Footplates.....      | N/C           |
| K0108 | <input type="checkbox"/> RR-AASF | Angle Adjustable Single Footplate..... | \$165.00      |
| K0040 | <input type="checkbox"/> RR-AAF  | Angle Adjustable Footplate.....        | \$165.00/pair |
| K0108 | <input type="checkbox"/> RR-PF   | Padded Foot Box.....                   | \$549.00/each |
|       | <input type="checkbox"/> RR-CP   | Calf Pad.....                          | \$329.00/each |
|       | <input type="checkbox"/> 440     | Ankle Huggers.....                     | \$218.00/each |

### FOOTREST LEGDROP.....N/C

(Keep Approx. Thickness of Seat Cushion in Mind)

11"-17"     16"-22"

### ADDITIONAL OPTIONS

|       |                                  |   |               |
|-------|----------------------------------|---|---------------|
| K0108 | <input type="checkbox"/> RR-TP   | Transportation Package.....   | \$250.00      |
| K0108 | <input type="checkbox"/> RR-SG   | Skirt Guards (with dual post arm option).....   | \$295.00/pair |
| K0108 | <input type="checkbox"/> RR-LT   | Lateral Tilt.....   | \$3,200.00    |
| K0108 | <input type="checkbox"/> RR-TS   | Tilt in Space.....  | \$900.00      |
| K0108 | <input type="checkbox"/> RR-TSC  | Custom Tilt in Space Range.....   | Quote         |
|       | <input type="checkbox"/> RR-OAD  | One Arm Drive 20" Wheel <input type="checkbox"/> Left <input type="checkbox"/> Right..... | Quote         |
|       | <input type="checkbox"/> RR-OAD  | One Arm Drive 24" Wheel <input type="checkbox"/> Left <input type="checkbox"/> Right..... | Quote         |
| K0108 | <input type="checkbox"/> RR-AG   | Ambulation Guard.....   | \$175.00      |
|       |                                  | (padded front base frame cross bar)   |               |
| E0971 | <input type="checkbox"/> RR-569T | Anti-tip Device.....  | \$100.00/pair |
|       | <input type="checkbox"/> RRFSB   | Fold Seat to Back Mechanism.....  | \$295.00      |
|       | <input type="checkbox"/> RRSQR   | Seat Quick Removal Mechanism.....   | \$250.00      |
| E0078 | <input type="checkbox"/> RR652   | 2" Positioning Seat Belt.....   | \$170.00      |
|       | <input type="checkbox"/> RR337   | Positioning Belt Pad, Black.....  | \$65.00       |
| K0105 | <input type="checkbox"/> RRVIVS  | IV Pole & Holder.....   | \$400.00      |
| K0105 | <input type="checkbox"/> RRVISA  | Angle Adjustable IV Pole & Holder.....  | \$475.00      |
|       | <input type="checkbox"/> RRBB    | Battery Box.....  | \$225.00      |
| E1029 | <input type="checkbox"/> RRVENT  | Vent Tray.....  | \$345.00      |
|       |                                  | (Specify Dimensions) Length____"    Width____"    Height____"                             |               |

### POWER OPTIONS

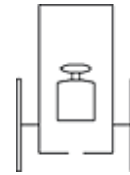
|       |                                  |                    |            |
|-------|----------------------------------|--------------------|------------|
| E1002 | <input type="checkbox"/> RR-PAT  | Tilt in Space..... | \$4,500.00 |
| K0108 | <input type="checkbox"/> RR-PALT | Lateral Tilt.....  | \$4,500.00 |
| E1003 | <input type="checkbox"/> RR-PAR  | Recline.....       | \$4,500.00 |
| E1010 | <input type="checkbox"/> RR-PALG | Leg Rest.....      | \$5,000.00 |
| K0108 | <input type="checkbox"/> RR-PALF | Power Lift.....    | Quote      |

### SEATING & POSITIONING

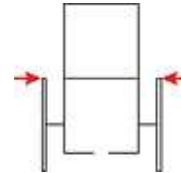
|       |                                |  |          |
|-------|--------------------------------|--|----------|
| E2607 | <input type="checkbox"/> 020S  | Solid Seat Base with Standard Hardware.....      | \$490.00 |
| E2607 | <input type="checkbox"/> 020Q  | Solid Seat Base with Quick Release Hardware..... | \$490.00 |
|       |                                | Width:____"    Depth:____"    Padding:____"      |          |
| E2613 | <input type="checkbox"/> 020B  | Solid Back Base with Standard Hardware.....      | \$490.00 |
| E2613 | <input type="checkbox"/> 020BQ | Solid Back Base with Quick Release Hardware..... | \$490.00 |
|       |                                | Width:____"    Depth:____"    Padding:____"      |          |

**For more options please refer to our "SEATING & POSITIONING" order form at**

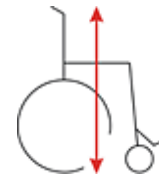
[www.gunnell-inc.com/PDF/SeatingOrderForm.pdf](http://www.gunnell-inc.com/PDF/SeatingOrderForm.pdf)



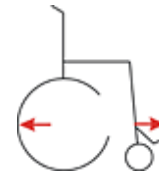
Approx. Weight 50 lbs/Shipping Weight 75 lbs



Overall Width add 3.5" without handrims and 6.0" with handrims



Overall Height add Seat to Floor Height and Back Cane Height Together



Overall Length Range 22" – 42" Depending on Caster and Wheel Selection  
add 3.5" Extra for Anti-tips

### FOOTNOTES

1. Gunnell will select factory settings if no setting is made
2. Dynamic Armrests are recommended with Dynamic Recline Option
3. Not all options are compatible with each other. Please contact Gunnell if you have any questions.
4. HCPCS codes provided in this form are for reference only. Providers are responsible for determining the appropriate billing codes. Please contact a Medicare professional for further assistance.

**We are a custom company**  
**If you don't see it**  
**Please ask**

**Tel: 800-551-0055    Fax: 800-794-5483    [www.gunnell-inc.com](http://www.gunnell-inc.com)**

Specifications and prices are subject to change without notice.

info@gunnell-inc.com    Revised Feb 2021