

REHAB BARIATRIC TNT
Adjustable Tilt-in-Space Wheelchair
Made in the U.S.A.



Date

Account #

Account Contact

Company

First Name

Last Name

Phone Number

Shipping Address

Billing Address

Street Address

Street Address

City

State

City

State

Zip Code

Zip Code

Email

Comments





Standard Features

Base Price E1161 - \$ 4,479

- Heavy duty frame and parts (750 lbs Weight Capacity)
- Infinite adjustment 55° tilt range (default setting -10° to 45°)
- 90° - 130° of adjustable static recline in 10° increments
- 15"-19" seat depth adjustment in 1" increments
- 20"-24" frame width built in adjustment in 1/2" increments
- 15"-19" seat to floor height adjustment in 1" increments
- 17"-27" push handle height adjustment (maintain floor to handle height)
- 8" of forward to wheel base adjustment
- 5 year warranty on all Gunnell designed products
- 90 day warranty on all padding

Frame Options

Choose between Standard - Black N/C or Another Color - \$250

Standard - Black N/C



Graphite Black - \$250



Black Wrinkle - \$250



Lime Green - \$250



Forest Green - \$250



Signal Violet - \$250



Baby Blue - \$250



Midnight Blue - \$250



Tangerine - \$250



Ruby Red - \$250



Traffic Red - \$250



Maroon - \$250



Sunny Yellow - \$250



Bubblegum Pink - \$250



Raspberry - \$250



Blue Violet - \$250



Cornflower Blue - \$250



Sky White - \$250



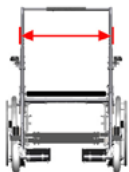
Grey Smoke - \$250



Misty Grey - \$250

Frame Width

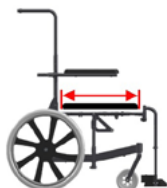
20"-24" - \$400; 25"-27" - \$800; 28"-29" - \$1,000; 30"-31" - \$1,279



20" - \$400	BT-W2025 25" (E2202) - \$800
21" - \$400	BT-W2026 26" (E2202) - \$800
22" - \$400	BT-W2027 27" (E2202) - \$800
23" - \$400	BT-W2028 28" (E2202) - \$1,000
24" - \$400	BT-W2029 29" (E2202) - \$1,000
	BT-W2030 30" (K0108) - \$1,279
	BT-W2031 31" (K0108) - \$1,279

Seat Depth

16"-19" N/C; 20"-21" - \$620; 22"-25" - \$1,030



16"	BT-D2020 20" (E2203) - \$620
17"	BT-D2021 21" (E2203) - \$620
18"	BT-D2022 22" (E2204) - \$1,030
19"	BT-D2023 23" (E2204) - \$1,030
	BT-D2024 24" (E2204) - \$1,030

Seating & Positioning

- Seat Pan (E2231) (pan only, no cushion) - \$220
- 020S Solid Seat Base with Standard Hardware (E2607) - \$490
- 020Q Solid Seat Base with Quick Release Hardware (E2607) - \$490
- No seat pan, no cushion - N/C

Padding, in inches (N/C)

1" 2" 3" 4" 5" 6"

Seating Options

- BT-SQR Seat Quick Removal Mechanism (E0971) - \$250
- BT-652 2" Positioning Seat Belt (E0078) - \$70
- BT-337 Positioning Belt Pad, Black (E0978) - \$170

Back Cane Height

Cane Height is measured from the top of the seat rail



17"	21"	25" - Quote
18"	22"	26" - Quote
19"	23"	27" - Quote
20"	24"	

17"-24" - N/C; 25"-27" - Quote

Height & Angle Adjustable Stroller

- BT-AASH Height & Angle Adjustable Stroller (K0108) - \$595

Back Base

- 020B Solid Back Base with Standard Hardware (E2613) - \$490
- 020BQ Solid Back Base with Quick Release Hardware (E2613) - \$490
- No Base, No Padding - N/C
- Base Only, No Padding - N/C
- Solid - (no back base, no back padding) - N/C

Padding Thickness (N/C)

(in inches)

1" 2" 3" 4" 5" 6"

Back Options

- BT-IVS IV Pole & Holder (K0105) - \$400
- BT-IVSA Angle Adjustable IV Pole & Holder (K0105) - \$475

Recline Type

Static Recline (90°-130°) or Dynamic Recline (90°-180°)



- BT-SR Static Recline - N/C
- BT-75R Dynamic Recline (E1226) - \$1,685

Please Note: Minimum seat depth becomes 17" for Dynamic Recline

Recline Angle (N/C)

90° 100° 110° 120° 130°

Armrest Options (Pair)

NOTE: Dynamic Armrests are recommended with Dynamic Recline Option | Code: (E0973)

- BT-730 Desk Arms Off Uprights - N/C
- BT-705 T-Arms Off Seat Frame Full Length Height Adjustable - \$278
- BT-727 T-Arms Off Seat Frame Desk Length Height Adjustable - \$278
- BT-705DP Dual Post Off Seat Frame Full Length Height Adjustable - \$298
- BT-727DP Dual Post Off Seat Frame Desk Length Height Adjustable - \$298
- BT-735 Height & Depth Adjustable Flip-Up Arms Off Uprights Full Length - \$278
- BT-735 Height & Depth Adjustable Flip-Up Arms Off Uprights Desk Length - \$278
- BT-745 Angle Adjustable Flip-Up Arms Off Uprights, Height & Depth Adjustable Full Length - \$278
- BT-745 Angle Adjustable Flip-Up Arms Off Uprights, Height & Depth Adjustable Desk Length - \$278
- BT-755 Dynamic Cantilever Armrests Off Uprights - \$278
- None

Pad Options

- BT-DPP Durable Plastic Pads (K0108) - \$66
- BT-411 Gel Pads (K0108) - \$369

Armrest Height Off Seat Rail (N/C)

- 8"-12"
- 8"-16"
- N/A

Front Riggings

- BT-60D 60° Swing Away Leg Rests (K0052) - \$159
- BT-60 60° Swing Away Lift Off Leg Rests (K0052) - \$159
- BT-70 70° Swing Away Lift Off Leg Rests (K0052) - \$159
- BT-90 90° Swing Away Lift Off Leg Rests (K0052) - \$159
- BT-LSEL Low-Shear Elevating Swing Away Lift Off Leg Rests (E0990) - \$590
- BT-BLC Bilateral Contracture Footrests (E0990) - \$590
(20" wide chair only)
- None

Footplates

- BT-FP Flip-Up Composite Footplates - N/C
- BT-AASF Angle Adjustable Single Footplate (K0108) - \$165
- BT-AAF Angle Adjustable Footplate (K0040) - \$165/pair
- BT-PF Padded Foot Box (K0108) - \$549/each
- None

Footplates Options

- BT-CP Calf Pads - \$129/pair
- FT-240L Ankle Huggers (E0990) - \$218/pair
- FT-221 Toe Strap - \$49/pair

Footrest Legdrop (N/C)

(keep approx. thickness of seat cushion in mind)

- 11"-17"
- 16"-22"
- N/A

Caster Options (Pair)

6" x 2" - *Default Option* | Code: (E2214)

- BT-6X2SPN 6" x 2" Semi-pneumatic Casters - \$89
- BT-8X2SPN 8" x 2" Semi-pneumatic Casters - \$89

Shock Absorbing Casters

- BT-FL Shock Absorbing Casters - \$900

Wheel Options (Pair)

Axles

- BT-SA Standard Axles - N/C
- BT-QRA Quick Release Axles (K0108) - \$89

Please Note: If you selected Disc Brakes, you cannot choose Quick Release Axles.

Wheels

- BT-12 12" Rear Pneumatic Wheels
- BT-20 20" Rear Composite Wheels
- BT-24 24" Rear Composite Wheels

BT-12 12" Rear Pneumatic Wheels Options

- BT-FF Pneumatic Flat Free (E2213) - \$60
- BT-FWD Reverse Wheel Drive (Rear wheels in front) - N/C

BT-20 20" Rear Composite Wheels Options

- BT-PN Pneumatic Tire (E2211) - \$85
- BT-FF Pneumatic Flat Free (E2213) - \$60
- HH-444 Handrim (for 20" & 24" wheels only) - \$99

BT-24 24" Rear Composite Wheels Options

- BT-PN Pneumatic Tire (E2211) - \$85
- BT-FF Pneumatic Flat Free (E2213) - \$60
- HH-444 Handrim (for 20" & 24" wheels only) - \$99

One Arm Drive Options

(must select HH-444 Handrim)

- BT-OAD One Arm Drive 20" Wheel (Quote)
- BT-OAD One Arm Drive 24" Wheel (Quote)

One Arm Drive (N/C)

Left Right

Skirt Guards

- BT-SG Skirt Guards (K0108) - \$295/pair

Wheel Position (N/C)

Forward Middle Back (Default)

Disc Brake or Wheel Lock Options (Pair)

Disc Brakes - \$1,460

- BT-DB12 Disc Brakes with 12" Rear Wheels (E2228)
- BT-DB20 Disc Brakes with 20" Rear Wheels (E2228)
- BT-DB24 Disc Brakes with 24" Rear Wheels (E2228)

Wheel Locks or Disc Brakes (N/C)

- BT-WL Wheel Locks
- Disc Brakes (caregiver operated)
- None

Wheel Lock Extension Handles

- BT-574 Extension for Wheel Locks - \$70/each
(Does not apply to disc breaks)

REHAB BARIATRIC TNT

Adjustable Tilt-in-Space Wheelchair

Made in the U.S.A.



Seat to Floor Height Ranges:

	Rear Wheels	Front Casters		
		5 x 1.5	6 x 2	8 x 2
Standard Frame	12"	12"-20"	13"-20"	15"-20"
	20"	14"-20"	14"-20"	15"-20"
	24"	16"-20"	16"-20"	15"-20"
Frame with Battery or Vent Tray	12"	16"-20"	16"-20"	16"-20"
	20"	18"-20"	18"-20"	18"-20"
	24"	20"-20"	20"-20"	20"-20"
Standard Frame with Lateral Tilt	12"	16"-24"	17"-24"	19"-24"
	20"	18"-24"	18"-24"	19"-26"
	24"	20"-24"	20"-24"	19"-26"

Seat to Floor Height (N/C)

NOTE: Lateral Tilt or Tilt in Space adds 4" to seat to floor height. Make selection with this value added. Minimum becomes 18"



14"	20"
15"	21"
16"	22"
17"	23"
18"	24"
19"	

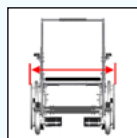
Additional Options

- BT-TP Transportation Package (K0108) - \$360
- BT-LT Lateral Tilt (K0108) - \$3,200
- BT-TS Custom Tilt in Space Range (K0108) - Quote
- BT-AG Ambulation Guard (padded front base frame cross bar) (K0108) - \$150
- BT-569T Anti-tip Device (E0971) - \$90/pair
- BT-BB Battery Box - \$150
- BT-VENT Vent Tray (size of frame width & length) (E1029) - \$560
- BT-HDP Extra Heavy Duty Package - \$979

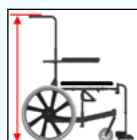
Power Options

- BT-PAT Tilt in Space (E1002) - \$4,500
- BT-PALT Lateral Tilt (K0108) - \$4,500
- BT-PAR Recline (E1003) - \$4,500
- BT-PALG Leg Rest (E1010) - \$5,000
- BT-PALF Power Lift (K0108) - Quote

- Gunnell will select factory settings if no setting is made.
- Not all options are compatible with each other. Please contact Gunnell if you have any questions.
- HCPCS codes provided in this form are for reference only. Providers are responsible for determining the appropriate billing codes. Please contact a Medicare professional for further assistance.
- Approx. Weight 50 lbs/Shipping Weight 75 lbs



Overall Width add 3.5" without handrims and 6.0" with handrims



Overall Height add Seat to Floor Height and Back Cane Height Together



Overall Length Range 22" - 42" Depending on Caster and Wheel Selection



GUNNELL INC.
MOBILITY SOLUTIONS



PHONE: 800-551-0055



WEBSITE: GUNNELL-INC.COM

