

# REHAB RAM

Adjustable Heavy Duty Non-Tilt Wheelchair

Made in the U.S.A.



Date

Account #

Account Contact

Company

First Name

Last Name

Phone Number

Shipping Address

Billing Address

Street Address

Street Address

City

State

City

State

Zip Code

Zip Code

Email

Comments



GUNNELL INC.  
MOBILITY SOLUTIONS



PHONE: 800-551-0055



WEBSITE: GUNNELL-INC.COM





## Standard Features

Base Price E1161 - \$ 2,981

- Heavy duty frame and parts (500 lbs Weight Capacity)
- 90° - 130° of adjustable static recline in 10° increments
- 15"-19" seat depth adjustment in 1" increments
- 16"-19" frame width built in adjustment in 1/2" increments
- 15"-19" seat to floor height adjustment in 1" increments
- 17"-27" push handle height adjustment (maintain floor to handle height)
- 8" of forward to wheel base adjustment
- 5 year warranty on all Gunnell designed products
- 90 day warranty on all padding

## Frame Options

Choose between Standard - Black N/C or Another Color - \$250

Standard - Black N/C



Graphite Black - \$250



Black Wrinkle - \$250



Lime Green - \$250



Forest Green - \$250



Signal Violet - \$250



Baby Blue - \$250



Midnight Blue - \$250



Tangerine - \$250



Ruby Red - \$250



Traffic Red - \$250



Maroon - \$250



Sunny Yellow - \$250



Bubblegum Pink - \$250



Raspberry - \$250



Blue Violet - \$250



Cornflower Blue - \$250



Sky White - \$250



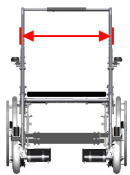
Grey Smoke - \$250



Misty Grey - \$250

## Frame Width

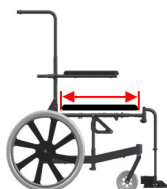
16"-19" - N/C; 20"-24" - \$570



16"	RR-W2020 20" (E2201) - \$570
17"	RR-W2021 21" (E2201) - \$570
18"	RR-W2022 22" (E2201) - \$570
19"	RR-W2023 23" (E2201) - \$570
	RR-W2024 24" (E2201) - \$570

## Seat Depth

16"-19" - N/C; 20"-21" - \$1,089; 22"-25" - \$1,850



16"	RR-D2020 20" (E2203) - \$1,089
17"	RR-D2021 21" (E2203) - \$1,089
18"	RR-D2022 22" (E2204) - \$1,850
19"	RR-D2023 23" (E2204) - \$1,850
	RR-D2024 24" (E2204) - \$1,850
	RR-D2025 25" (E2204) - \$1,850

## Seating & Positioning

- Seat Pan (E2231) (pan only, no cushion) - \$349
- 020S Solid Seat Base with Standard Hardware (E2607) - \$568
- 020Q Solid Seat Base with Quick Release Hardware (E2607) - \$568
- No seat pan, no cushion - N/C

## Padding, in inches (N/C)

1" 2" 3" 4" 5" 6"

## Seating Options

- RR-SQR Seat Quick Removal Mechanism (E0971) - \$98
- RR-652 2" Positioning Seat Belt (E0078) - \$84
- RR-337 Positioning Belt Pad, Black (E0978) - \$84

## Back Cane Height (N/C)

Cane Height is measured from the top of the seat rail



17"	21"
18"	22"
19"	23"
20"	24"

## Height & Angle Adjustable Stroller

- RR-AASH Height & Angle Adjustable Stroller (K0108) - \$595

## Back Base

- 020B Solid Back Base with Standard Hardware (E2613) - \$770
- 020BQ Solid Back Base with Quick Release Hardware (E2613) - \$770
- No Base, No Padding - N/C
- Base Only, No Padding - N/C
- Solid - (no back base, no back padding) - N/C

## Padding Thickness (N/C)

(in inches)

1" 2" 3" 4" 5" 6"

## Back Options

- RR-IVS IV Pole & Holder (K0105) - \$226
- RR-IVSA Angle Adjustable IV Pole & Holder (K0105) - \$226

## Recline Type

Static Recline (90°-130°) or Dynamic Recline (90°-180°)



RR-SR Static Recline - N/C

*Please Note: Minimum seat depth becomes 17" for Dynamic Recline*

## Recline Angle (N/C)

90° 100° 110° 120° 130°

## Armrest Options (Pair)

*NOTE: Dynamic Armrests are recommended with Dynamic Recline Option | Code: (E0973)*

- RR-730 Desk Arms Off Uprights - N/C
- RR-705 T-Arms Off Seat Frame Full Length Height Adjustable - \$182
- RR-727 T-Arms Off Seat Frame Desk Length Height Adjustable - \$182
- RR-705DP Dual Post Off Seat Frame Full Length Height Adjustable - \$182
- RR-727DP Dual Post Off Seat Frame Desk Length Height Adjustable - \$182
- RR-735 Height & Depth Adjustable Flip-Up Arms Off Uprights Full Length - \$182
- RR-735 Height & Depth Adjustable Flip-Up Arms Off Uprights Desk Length - \$182
- RR-745 Angle Adjustable Flip-Up Arms Off Uprights, Height & Depth Adjustable Full Length - \$182
- RR-745 Angle Adjustable Flip-Up Arms Off Uprights, Height & Depth Adjustable Desk Length - \$182
- RR-755 Dynamic Cantilever Armrests Off Uprights - \$182
- None - N/C

## Pad Options

- RR-DPP Durable Plastic Pads (K0108) - \$182
- RR-411 Gel Pads (K0108) - \$182

## Armrest Height Off Seat Rail (N/C)

8"-12"  
8"-16"  
N/A

## Front Riggings

- RR-60D 60° Swing Away Leg Rests (K0052) - \$182
- RR-60 60° Swing Away Lift Off Leg Rests (K0052) - \$182
- RR-70 70° Swing Away Lift Off Leg Rests (K0052) - \$182
- RR-90 90° Swing Away Lift Off Leg Rests (K0052) - \$182
- RR-LSEL Low-Shear Elevating Swing Away Lift Off Leg Rests (E0990) - \$259
- RR-BLC Bilateral Contracture Footrests (E0990) - \$259  
(20" wide chair only)
- None - N/C

## Footplates

- RR-FP Flip-Up Composite Footplates - N/C
- RR-AASF Ankle Adjustable Single Footplate (K0108) - \$165
- RR-AAF Ankle Adjustable Footplate (K0040) - \$149/pair
- RR-PF Padded Foot Box (K0108) - \$549/each
- None - N/C

## Footplates Options

- RR-CP Calf Pads - \$329/pair
- RR-440 Ankle Huggers (E0990) - \$218/pair

## Footrest Legdrop (N/C)

(keep approx. thickness of seat cushion in mind)

- 11"-17"
- 16"-22"
- N/A

## Caster Options (Pair)

6" x 2" - Default Option | Code: (E2214)

- RR-515X15 5½" x 1½" Composite Casters - \$79
- RR-6X2SPN 6" x 2" Semi-pneumatic Casters - \$89
- RR-8X2SPN 8" x 2" Semi-pneumatic Casters - \$89

## Shock Absorbing Casters

- RR-FL Shock Absorbing Casters - \$260

## Wheel Options (Pair)

### Axles

- RR-SA Standard Axles - N/C
- RR-QRA Quick Release Axles (K0108) - \$89

*Please Note: If you selected Disc Brakes, you cannot choose Quick Release Axles.*

## Wheels

- RR-12 12" Rear Pneumatic Wheels
- RR-20 20" Rear Composite Wheels
- RR-24 24" Rear Composite Wheels

## RR-12 12" Rear Pneumatic Wheels Options

- RR-FF Pneumatic Flat Free (E2213) - \$69
- RR-FWD Reverse Wheel Drive (Rear wheels in front) - N/C

## RR-20 20" Rear Composite Wheels Options

- RR-PN Pneumatic Tire (E2211) - \$91
- RR-FF Pneumatic Flat Free (E2213) - \$69
- HH-444 Handrim (for 20" & 24" wheels only) - \$99

## RR-24 24" Rear Composite Wheels Options

- RR-PN Pneumatic Tire (E2211) - \$91
- RR-FF Pneumatic Flat Free (E2213) - \$69
- HH-444 Handrim (for 20" & 24" wheels only) - \$99

## One Arm Drive Options

(must select HH-444 Handrim)

- RR-OAD One Arm Drive 20" Wheel (Quote)
- RR-OAD One Arm Drive 24" Wheel (Quote)

## One Arm Drive (N/C)

Left      Right

## Skirt Guards

- RR-SG Skirt Guards (K0108) - \$295/pair

## Wheel Position (N/C)

Forward      Middle      Back (Default)

## Disc Brake or Wheel Lock Options (Pair)

### Disc Brakes - \$2,128

- RR-DB12 Disc Brakes with 12" Rear Wheels (E2228)
- RR-DB20 Disc Brakes with 20" Rear Wheels (E2228)
- RR-DB24 Disc Brakes with 24" Rear Wheels (E2228)

## Wheel Locks or Disc Brakes (N/C)

- RR-WL Wheel Locks
- Disc Brakes (caregiver operated)
- None

## Wheel Lock Extension Handles

- RR-574 Extension for Wheel Locks - \$70/each  
(Does not apply to disc breaks)

# REHAB RAM

Adjustable Heavy Duty Non-Tilt Wheelchair

Made in the U.S.A.

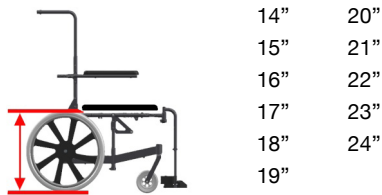


## Seat to Floor Height Ranges:

	Rear Wheels	Front Casters		
		5 x 1.5	6 x 2	8 x 2
Standard Frame	12"	12"-20"	13"-20"	15"-20"
	20"	14"-20"	14"-20"	15"-20"
	24"	16"-20"	16"-20"	15"-20"
Frame with Battery or Vent Tray	12"	16"-20"	16"-20"	16"-20"
	20"	18"-20"	18"-20"	18"-20"
	24"	20"-20"	20"-20"	20"-20"
Standard Frame with Lateral Tilt	12"	16"-24"	17"-24"	19"-24"
	20"	18"-24"	18"-24"	19"-26"
	24"	20"-24"	20"-24"	19"-26"

## Seat to Floor Height (N/C)

NOTE: Lateral Tilt or Tilt in Space adds 4" to seat to floor height. Make selection with this value added. Minimum becomes 18"



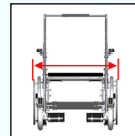
## Additional Options

- RR-TP Transportation Package (K0108) - \$250
- RR-LT Lateral Tilt (K0108) - \$3,200
- RR-TS Custom Tilt in Space Range (K0108) - Quote
- RR-OAD One Arm Drive 20" Wheel - Quote      Left      Right
- RR-OAD One Arm Drive 20" Wheel - Quote      Left      Right
- RR-AG Ambulation Guard (padded front base frame cross bar) (K0108) - \$175
- RR-569T Anti-tip Device (E0971) - \$98/pair
- RR-BB Battery Box - \$226
- RR-VENT Vent Tray (size of frame width & length) (E1029) - \$724

## Power Options

- RR-PAT Tilt in Space (E1002) - \$4,500
- RR-PALT Lateral Tilt (K0108) - \$4,500
- RR-PAR Recline (E1003) - \$4,500
- RR-PALG Leg Rest (E1010) - \$5,000
- RR-PALF Power Lift (K0108) - Quote

1. Gunnell will select factory settings if no setting is made.
2. Not all options are compatible with each other. Please contact Gunnell if you have any questions.
3. HCPCS codes provided in this form are for reference only. Providers are responsible for determining the appropriate billing codes. Please contact a Medicare professional for further assistance.
4. Approx. Weight 50 lbs/Shipping Weight 75 lbs



Overall Width add 3.5" without handrims and 6.0" with handrims



Overall Height add Seat to Floor Height and Back Cane Height Together



Overall Length Range 22" - 42" Depending on Caster and Wheel Selection

